



CLASS	ENGLISH			TELUGU			HINDI			SANSKRIT			CLASS	HISTORY			POLITICS			ECONOMICS			ENGLISH LIT.														
	92%			93%			92%			94%				90%			88%			89%			82%														
	A	P	F	A	P	F	A	P	F	A	P	F		A	P	F	A	P	F	A	P	F	A	P	F												
AEH	43	37	6	34	29	5	4	4	0	5	4	1	AEH	43	37	6	44	35	9	44	39	5															
AGH	33	32	1	20	20	0	4	4	0	8	8	0	AGH	32	29	3	33	30	3				33	30	3												
APH	69	67	2	68	64	4	1	1	0				APH	69	63	6	69	64	5	69	60	9															
													AEM							18	17	1															
														144	129	15	146	129	17	131	116	15	33	30	3												
														MATHEMATICS			PHYSICS			CHEMISTRY			COMP.SCIENCE			STATISTICS											
														90%			89%			87%			74%			91%											
														A	P	F	A	P	F	A	P	F	A	P	F	A	P	F									
AEM	17	15	2	14	12	2	2	2	0	2	2	0	AEM	18	18	0												18	18	0							
ACS	59	57	2	39	38	1	11	11	0	9	9	0	ACS	59	56	3							59	56	3	59	55	4									
ASC	64	63	1	36	36	0	14	14	0	14	14	0	ASC	64	57	7							64	46	18	64	53	11									
AML	59	54	5	41	41	0	10	9	1	8	8	0	AML	59	58	1	60	58	2							60	58	2									
AP	58	55	3	44	44	0	6	6	0	8	8	0	AP	57	56	1	59	59	0	58	58	0															
AC	56	42	14	42	39	3	6	4	2	9	8	1	AC	57	53	4	57	46	11	58	49	9															
ACP	65	65	0	39	39	0	16	15	1	10	10	0	ACP	65	58	7	65	58	7				65	55	10												
APC	59	52	7	44	41	3	10	8	2	5	5	0	APC	59	51	8	59	48	11				59	53	6												
AMC	60	56	4	35	34	1	13	13	0	12	12	0	AMC	59	58	1							60	56	4	60	56	4									
ACM	54	48	6	38	33	5	9	8	1	5	5	0	ACM	54	47	7	55	45	10				54	36	18												
AMS	58	55	3	51	46	5	6	6	0	1	1	0	AMS	59	56	3							59	52	7	57	50	7									
AM	62	59	3	52	49	3	2	2	0	8	8	0	AM	62	59	3	62	58	4	62	61	1															
APM	58	57	1	46	42	4	4	3	1	8	8	0	APM	58	54	4	58	50	8				58	43	15												
AEC	57	52	5										AEC	57	50	7							56	28	28	57	39	18	57	38	19						
AEL	53	45	8										AEL	53	29	24							54	12	42	54	24	30	53	32	21						
														840	760	80	475	422	53				588	437	151	111	63	48	110	70	40						
AVC	53	48	5											BOTANY			ZOOLOGY						MICROBIO.			BIO-TECHN.			FOOD.TECH-1			FOOD.TECH-2					
APV	9	7	2											85%			80%						83%			86%			95%			98%					
														A	P	F	A	P	F				A	P	F	A	P	F	A	P	F						
AB	44	39	5	25	21	4	14	13	1	4	4	0	AB	44	36	8	44	33	11	43	33	10															
AZ	41	40	1	29	26	3	7	7	0	5	4	1	AZ	42	37	5	40	34	6	41	38	3															
AMB	36	35	1	23	20	3	7	5	2	6	6	0	AMB							36	24	12	35	33	2	36	31	5									
AFC	57	55	2										AFC							56	44	12	57	43	14				57	54	3	57	56	1			
ABA	69	66	3											86	73	13	84	67	17	354	307	47	92	76	16	36	31	5	57	54	3	57	56	1			
AAM	61	54	7											FINANCIAL A/C			BUS. ORGAN.			BUS. ECON.			COMP. FUND.			HOTEL MNGT.											
														93%			86%			79%			93%			100%											
														A	P	F	A	P	F	A	P	F	A	P	F	A	P	F									
AO	64	54	10	46	42	4	8	6	2	10	7	3	AO	64	61	3	64	55	9	64	52	12	65	60	5												
AOC	55	44	11	35	28	7	6	6	0	14	11	3	AOC	54	49	5	54	48	6	55	45	10	56	52	4												
AOP	10	6	4										AOP	9	8	1	10	7	3	10	5	5	10	10	0	8	8	0									
	1483	1359	124	801	744	57	160	147	13	151	142	9		127	118	9	128	110	18	129	102	27	131	122	9	8	8	0									

<b>ABA - BUSINESS ADMINISTRATION</b>				
<b>SUBJECTS</b>	<b>A</b>	<b>P</b>	<b>F</b>	<b>%</b>
<b>BUSINESS ORGANIZATION</b>	<b>68</b>	<b>63</b>	<b>5</b>	<b>93</b>
<b>PRINCIPLES OF MANAGEMENT</b>	<b>69</b>	<b>67</b>	<b>2</b>	<b>97</b>
<b>HOTEL MANAGEMENT</b>	<b>69</b>	<b>63</b>	<b>6</b>	<b>91</b>
<b>BUSINESS STATISTICS</b>	<b>69</b>	<b>56</b>	<b>13</b>	<b>81</b>
<b>ETHICS &amp; CORPORATE SOCIAL RESPONSIBILITY</b>	<b>69</b>	<b>67</b>	<b>2</b>	<b>97</b>
<b>FUND. OF INFORMATION TECHNOLOGY</b>	<b>69</b>	<b>69</b>	<b>0</b>	<b>100</b>

<b>AAM - AVIATION MANAGEMENT</b>				
<b>SUBJECTS</b>	<b>A</b>	<b>P</b>	<b>F</b>	<b>%</b>
<b>BUSINESS ORGANIZATION</b>	<b>61</b>	<b>43</b>	<b>18</b>	<b>70</b>
<b>PRINCIPLES OF MANAGEMENT</b>	<b>61</b>	<b>53</b>	<b>8</b>	<b>87</b>
<b>AVIATION &amp; ANCILLARY SERVICES</b>	<b>61</b>	<b>59</b>	<b>2</b>	<b>97</b>
<b>FUNDAMENTALS OF AVIATION MANAGEMENT</b>	<b>61</b>	<b>58</b>	<b>3</b>	<b>95</b>
<b>AIRLINE &amp; AIRPORT ORGANIZATION</b>	<b>61</b>	<b>59</b>	<b>2</b>	<b>97</b>
<b>AIRLINE &amp; TRAVEL, TOURISM INDUSTRY</b>	<b>61</b>	<b>59</b>	<b>2</b>	<b>97</b>

<b>AVC - VISUAL COMMUNICATION</b>				
<b>SUBJECTS</b>	<b>A</b>	<b>P</b>	<b>F</b>	<b>%</b>
<b>VISUAL COMMUNICATION - 1 (HUMAN COMMUNICATION)</b>	<b>53</b>	<b>52</b>	<b>1</b>	<b>98</b>
<b>VISUAL COMMUNICATION - 2 (GRAPHIC DESIGNING)</b>	<b>52</b>	<b>49</b>	<b>3</b>	<b>94</b>
<b>VISUAL COMMUNICATION - 3 (BASIC PHOTOGRAPHY)</b>	<b>53</b>	<b>53</b>	<b>0</b>	<b>100</b>
<b>VISUAL COMMUNICATION - 4 (INTRODUCTION TO ANIMATED PICTURES &amp; THOUGHTS)</b>	<b>53</b>	<b>53</b>	<b>0</b>	<b>100</b>
<b>VISUAL COMMUNICATION - GE (CONTEMPORARY MEDIA)</b>	<b>53</b>	<b>52</b>	<b>1</b>	<b>98</b>

<b>APV - PARAMEDICAL</b>				
<b>SUBJECTS</b>	<b>A</b>	<b>P</b>	<b>F</b>	<b>%</b>
<b>BASIC PRINCIPLES OF BIO-CHEMISTRY - 1</b>	<b>2</b>	<b>2</b>	<b>0</b>	<b>100</b>
<b>BASIC PRINCIPLES OF HEMATOLOGY &amp; PATHOLOGY - 2</b>	<b>11</b>	<b>10</b>	<b>1</b>	<b>91</b>
<b>SOCIAL &amp; PREVENTIVE MEDICINE - 3</b>	<b>11</b>	<b>11</b>	<b>0</b>	<b>100</b>
<b>HUMAN ANATOMY &amp; PHYSIOLOGY - 4</b>	<b>11</b>	<b>11</b>	<b>0</b>	<b>100</b>

## FOUNDATION COURSES / GENERAL ELECTIVES

COMMUNICATION & SOFT SKILLS					ENVIRONMENTAL STUDIES					HUMAN VALUES & PEOPLES ETHICS					INFORMATION COMMUNICATION TECHNOLOGY					QUANTITATIVE TECHNIQUES				
SECTIONS	A	P	F	%	SECTIONS	A	P	F	%	SECTIONS	A	P	F	%	SECTIONS	A	P	F	%	SECTIONS	A	P	F	%
AEH	44	35	9	80	AEH	44	37	7	84	AEM	18	17	1	94	APH	69	64	5	93	AEM	18	11	7	61
AGH	32	31	1	97	AGH	32	31	1	97	ACS	59	59	0	100	AEM	18	18	0	100	ACS	60	22	38	37
AB	44	38	6	86	APH	69	67	2	97	ASC	64	64	0	100	ACS	60	60	0	100	ASC	64	15	49	23
AZ	41	38	3	93	AML	60	57	3	95	ACP	65	64	1	98	ASC	64	63	1	98	AML	60	24	36	40
AMB	36	30	6	83	AP	57	51	6	89	APC	59	59	0	100	AML	60	59	1	98	AP	59	29	30	49
AFC	57	49	8	86	AC	58	36	22	62	AMC	60	60	0	100	AP	59	59	0	100	AC	58	10	48	17
AO	64	49	15	77	AM	62	45	17	73	AEC	57	57	0	100	AC	58	58	0	100	ACP	65	14	51	22
AOC	55	34	21	62	ACM	55	44	11	80	AEL	53	50	3	94	ACP	65	65	0	100	APC	61	13	48	21
AOP	10	6	4	60	APM	58	53	5	91	AMS	58	57	1	98	APC	61	60	1	98	ACM	57	11	46	19
ABA	69	63	6	91	AB	44	40	4	91	AO	64	58	6	91	ACM	57	57	0	100	AMC	60	23	37	38
AAM	60	54	6	90	AZ	41	40	1	98	AOC	56	49	7	88	AMC	60	60	0	100	AMS	59	28	31	47
APV	11	5	6	45	AMB	36	35	1	97	AOP	10	9	1	90	AEC	57	57	0	100	AM	62	16	46	26
					AFC	57	54	3	95	ABA	69	67	2	97	AEL	54	51	3	94	APM	58	16	42	28
					AVC	53	49	4	92						AMS	59	59	0	100					
					AAM	60	54	6	90						AM	62	62	0	100					
					APV	11	7	4	64						APM	58	58	0	100					
															AVC	53	52	1	98					
<b>TOTAL</b>	<b>523</b>	<b>432</b>	<b>91</b>	<b>83</b>	<b>TOTAL</b>	<b>797</b>	<b>700</b>	<b>97</b>	<b>88</b>	<b>TOTAL</b>	<b>692</b>	<b>670</b>	<b>22</b>	<b>97</b>	<b>TOTAL</b>	<b>974</b>	<b>962</b>	<b>12</b>	<b>99</b>	<b>TOTAL</b>	<b>741</b>	<b>232</b>	<b>509</b>	<b>31</b>





<b>ABA - BUSINESS ADMINISTRATION</b>				
<b>SUBJECTS</b>	<b>A</b>	<b>P</b>	<b>F</b>	<b>%</b>
<b>TOURISM MANAGEMENT-1</b>	<b>66</b>	<b>66</b>	<b>0</b>	<b>100</b>
<b>ACCOUNTING FOR MANAGERS-1</b>	<b>66</b>	<b>59</b>	<b>7</b>	<b>89</b>
<b>MANAGERIAL ECONOMICS-1</b>	<b>66</b>	<b>50</b>	<b>16</b>	<b>76</b>
<b>BUSINESS ENVIRONMENT-1</b>	<b>66</b>	<b>65</b>	<b>1</b>	<b>98</b>
<b>E-COMMERCE-1</b>	<b>66</b>	<b>66</b>	<b>0</b>	<b>100</b>

<b>AAM - AVIATION MANAGEMENT</b>				
<b>SUBJECTS</b>	<b>A</b>	<b>P</b>	<b>F</b>	<b>%</b>
<b>PRINCIPLES OF AIRLINE &amp; AIRPORT MANAGEMENT-1</b>	<b>58</b>	<b>58</b>	<b>0</b>	<b>100</b>
<b>AIRLINE &amp; AIRPORT MARKETING MANAGEMENT-1</b>	<b>58</b>	<b>58</b>	<b>0</b>	<b>100</b>
<b>MANAGERIAL ECONOMICS-1</b>	<b>58</b>	<b>39</b>	<b>19</b>	<b>67</b>
<b>BUSINESS ENVIRONMENT-1</b>	<b>58</b>	<b>50</b>	<b>8</b>	<b>86</b>
<b>LOGISTICS &amp; AIR CARGO MANAGEMENT-1</b>	<b>58</b>	<b>54</b>	<b>4</b>	<b>93</b>
<b>TRAVEL AGENCY OPERATIONS-1</b>	<b>58</b>	<b>58</b>	<b>0</b>	<b>100</b>


<b>AVC - VISUAL COMMUNICATION</b>				
<b>SUBJECTS</b>	<b>A</b>	<b>P</b>	<b>F</b>	<b>%</b>
<b>VISUAL COMMUNICATION - 5 (COMM. MODELS &amp; THEORIES)</b>	<b>51</b>	<b>47</b>	<b>4</b>	<b>92</b>
<b>VISUAL COMMUNICATION - 6 (SCRIPT WRITING)</b>	<b>51</b>	<b>51</b>	<b>0</b>	<b>100</b>
<b>VISUAL COMMUNICATION - 7 (INTRO. TO ANIMATION)</b>	<b>51</b>	<b>51</b>	<b>0</b>	<b>100</b>
<b>VISUAL COMMUNICATION - 8 (THE ART OF CARTOONING &amp; CARICATURE)</b>	<b>51</b>	<b>51</b>	<b>0</b>	<b>100</b>
<b>VISUAL COMMUNICATION - GE (DRAWING FOR ANIMATION)</b>	<b>50</b>	<b>50</b>	<b>0</b>	<b>100</b>

<b>APV - PARAMEDICAL</b>				
<b>SUBJECTS</b>	<b>A</b>	<b>P</b>	<b>F</b>	<b>%</b>
<b>BASIC PRINCIPLES OF BIO-CHEMISTRY - 2</b>	<b>11</b>	<b>11</b>	<b>0</b>	<b>100</b>
<b>BASIC PRINCIPLES OF HEMATOLOGY &amp; PATHOLOGY - 2</b>	<b>11</b>	<b>11</b>	<b>0</b>	<b>100</b>
<b>HOSPITAL AWARENESS &amp; ADMINISTRATION-1</b>	<b>11</b>	<b>11</b>	<b>0</b>	<b>100</b>
<b>HUMAN ANATOMY &amp; PHYSIOLOGY - 2</b>	<b>11</b>	<b>11</b>	<b>0</b>	<b>100</b>

FOUNDATION COURSES														CERTIFICATE COURSES																				
COMMUNICATION & SOFT SKILLS					ENVIRONMENTAL STUDIES					HUMAN VALUES & PEOPLES ETHICS				INFORMATION COMMUNICATION TECHNOLOGY				PYTHON					DIPLOMA IN MEDICAL LAB TECHNICIAN					DESKTOP PUBLISHING						
CLASS	A	P	F	%	CLASS	A	P	F	%	CLASS	A	P	F	%	CLASS	A	P	F	%	CLASS	A	P	F	%	CLASS	A	P	F	%	CLASS	A	P	F	%
AEM	16	15	1	94	AEM	17	15	2	88	AEH	44	43	1	98	AEH	44	44	0	100	AEM	18	18	0	100	AB	37	37	0	100	AEH	44	44	0	100
AMS	57	51	6	89	AMS	58	53	5	91	AGH	32	32	0	100	AGH	34	34	0	100	AMS	59	57	2	97	AZ	36	35	1	97	AGH	34	33	1	97
ACS	58	56	2	97	ACS	58	57	1	98	AML	60	56	4	93	AB	40	38	2	95	ACS	60	60	0	100	AMB	36	35	1	97					
ASC	63	62	1	98	ASC	63	61	2	97	AM	62	57	5	92	AZ	42	42	0	100	ASC	63	63	0	100										
AMC	60	57	3	95	AMC	60	60	0	100	AP	58	58	0	100	AMB	36	35	1	97	AMC	60	60	0	100										
AML	60	59	1	98	ACP	65	64	1	98	AC	53	46	7	87	AFC	57	57	0	100	AML	60	60	0	100										
AM	61	57	4	93	APC	60	58	2	97	ACM	52	50	2	96						AM	62	61	1	98										
AP	58	55	3	95	AO	61	54	7	89	APM	57	56	1	98						AP	59	59	0	100										
AC	53	50	3	94	AOC	51	46	5	90	AVC	51	49	2	96						AC	54	54	0	100										
ACP	65	60	5	92	AOP	9	9	0	100	AB	40	38	2	95						ACP	65	65	0	100										
APC	60	54	6	90	ABA	66	66	0	100	AZ	42	41	1	98						APC	60	60	0	100										
ACM	52	50	2	96	AEL	49	37	12	76	AMB	35	35	0	100						ACM	55	54	1	98										
APM	56	52	4	93	AEC	54	46	8	85	AFC	57	57	0	100						APM	57	57	0	100										
AVC	51	41	10	80						AAM	58	50	8	86																				
APH	66	64	2	97						APH	66	65	1	98																				
AEL	49	37	12	76						APV	11	9	2	82																				
AEC	54	46	8	85																														
TOTAL	939	866	73	92	TOTAL	671	626	45	93	TOTAL	778	742	36	95	TOTAL	253	250	3	99	TOTAL	732	728	4	99	TOTAL	109	107	2	98	TOTAL	78	77	1	99

→ ALANA (EXTENSION COMMUNITY SERVICE) - 100%

→ IIT MUMBAI (ONLINE COURSE) - 100%

  
 (Fr. Dr. BUJJI BABU, SJ)  
 Controller of Examinations  
 Andhra Loyola College (Autonomous)  
 VIJAYAWADA-520 008





**ANDHRA YOLA COLLEGE (AUTONOMOUS) ::VIJA WADA-520008**  
**ANALYSIS OF THE RESULTS OF III - SEMESETER END EXAMINATIONS - OCTOBER / NOVEMBER - 2018**  
**CLASS WISE & SUBJECT WISE - REGULAR BATCH - (2017 - 2020) AFTER REVALUATION**



CLASS	ENGLISH			TELUGU			HINDI			SANSKRIT			CLASS	HISTORY			POLITICS			ECONOMICS			ENGLISH LIT.			SPL.TELUGU										
	95%			96%			85%			99%				72%			92%			94%			100%			92%										
	A	P	F	A	P	F	A	P	F	A	P	F		A	P	F	A	P	F	A	P	F	A	P	F	A	P	F	A	P	F					
NEH	15	15	0									NEH	15	11	4	15	12	3	15	14	1															
NGH	22	22	0									NGH	22	17	5	22	21	1				22	22	0												
NET	13	13	0									NET	13	3	10				13	13	0				13	12	1									
NPH	21	20	1									NPH	22	21	1	22	21	1	16	14	2															
													72	52	20	59	54	5	22	21	1	22	22	0	13	12	1									
													MATHEMATICS			PHYSICS			CHEMISTRY			STATISTICS			COMP. SCIENCE			PHAR.CHEM								
													85%			77%			79%			89%			88%			100%								
NEM	16	15	1	12	11	1	4	2	2			NEM	16	10	6							15	12	3												
NCS	51	50	1	34	31	3	8	6	2	9	9	0	NCS	50	44	6						51	43	8	49	42	7									
NPC	53	53	0	32	31	1	8	7	1	13	13	0	NPC	53	47	6	51	40	11						53	47	6									
NSC	59	58	1										NSC	60	56	4						60	55	5	60	57	3									
NMP	27	24	3										NMP	26	14	12				27	17	10			0	27	23	4	27	27	0					
NML	53	52	1	37	35	2	9	9	0	5	5	0	NML	52	52	0	52	42	10					53	48	5										
NMC	59	57	2										NMC	58	56	2								59	53	6	58	47	11	27	27	0				
NCM	42	42	0	37	37	0	4	3	1	1	1	0	NCM	43	43	0	42	38	4							42	40	2	ELEC.TECH.- III (EI)		ELEC.TECH.- IV (LDF)					
NC	51	48	3	41	36	5	8	7	1	3	3	0	NC	53	38	15	53	32	21	53	39	14														
NCP	51	51	0										NCP	51	38	13	50	44	6							50	41	9								
NM	37	33	4	32	29	3	3	2	1	2	2	0	NM	36	31	5	37	21	16	37	27	10														
NP	58	56	2	43	43	0	5	5	0	9	9	0	NP	58	55	3	57	48	9	58	54	4														
NEL	21	19	2										NEL	21	19	2											20	18	2	19	13	6	21	17	4	
NEC	45	43	2										NEC	44	25	19											44	41	3	45	37	8	45	41	4	
														621	528	93	342	265	77				238	211	27	403	356	47	64	50	14	66	58	8		
														ECTANY			ZOOLOGY						MICRCBIOLOGY			BIO-TECHN.			FOOD.TECH-V			FOOD.TECH-VI				
														77%			89%						90%			91%			97%			100%				
NB	53	53	0	34	34	0	13	12	1	6	6	0	NB	52	43	9	53	46	7	52	41	11														
NZ	45	44	1	26	26	0	13	12	1	5	5	0	NZ	43	30	13	45	41	4	45	39	6														
NMB	53	50	3	25	24	1	15	12	3	13	12	1	NMB							53	39	14	53	48	5	53	48	5								
NFC	37	36	1	22	22	0	11	9	2	4	4	0	NFC							37	29	8	37	33	4				37	36	1	36	36	0		
NVC	43	36	7																																	
NPV	12	9	3											95	73	22	98	87	11	362	285	77	90	81	9	53	48	5	37	36	1	36	36	0		
														C.A/C			BTP			BST			BM			PROG C										
														91%			97%			72%			97%			93%										
NO	72	66	6										NO	72	65	7	72	71	1	72	49	23	72	72	0											
NOC	53	48	5										NOC	53	49	4	53	53	0	54	44	10				55	51	4								
NOP	15	11	4										NOP	15	14	1	15	12	3	15	9	6	15	12	3											
NBA	62	58	4																																	
	1139	1082	57	375	359	16	101	86	15	70	69	1		140	128	12	140	136	4	141	102	39	87	84	3	55	51	4								






**FOUNDATION COURSES / GENERAL ELECTIVES / CERTIFICATE COURSE**

ENTREPRENEURSHIP					LEADERSHIP EDUCATION					COMMUNICATION & SOFT SKILLS-II					ANALYTICAL SKILLS					PROG IN C++					PYTHON					
	A	P	F	%		A	P	F	%		A	P	F	%		A	P	F	%		A	P	F	%		A	P	F	%	
NEH	15	14	1	93	NEH	15	15	0	100	NEM	16	12	4	75	NEH	15	7	8	47	NEM	16	16	0	100	NML	55	55	0	100	
NET	13	11	2	85	NET	13	13	0	100	NCS	51	46	5	90	NET	13	2	11	15	NCS	52	52	0	100	NM	38	38	0	100	
NGH	22	21	1	95	NGH	22	22	0	100	NM	37	31	6	84	NGH	23	16	7	70	NSC	60	60	0	100	NP	58	58	0	100	
NPH	20	20	0	100	NPH	20	20	0	100	NML	53	45	8	85	NPH	23	12	11	52	NMC	60	57	3	95	NC	54	54	0	100	
NSC	59	56	3	95	NSC	58	58	0	100	NSC	60	57	3	95	NMB	55	32	23	58	NCP	51	50	1	98						
NCP	51	44	7	86	NCP	51	51	0	100	NCP	51	47	4	92	NB	53	27	26	51	NPC	53	53	0	100						
NMP	27	14	13	52	NMP	27	27	0	100	NMP	27	23	4	85	NZ	45	37	8	82	NCM	43	43	0	100						
NO	69	66	3	96	NO	68	68	0	100	NC	53	44	9	83	NO	72	49	23	68											
NOC	52	50	2	96	NOC	51	51	0	100	NP	58	52	6	90	NOC	54	35	19	65											
NOP	15	12	3	80	NOP	17	17	0	100	NPC	53	50	3	94	NOP	15	8	7	53											
NVC	43	28	15	65	NVC	43	41	2	95	NCM	43	43	0	100	NVC	44	17	27	39											
NMC	55	49	6	89	NMC	56	52	4	93	NMC	59	56	3	95	NFC	37	19	18	51											
										NBA	62	60	2	97	NBA	64	26	38	41											
										NEC	45	42	3	93																
										NEL	21	19	2	90																
<b>TOTAL</b>	<b>441</b>	<b>385</b>	<b>56</b>	<b>87</b>	<b>TOTAL</b>	<b>441</b>	<b>435</b>	<b>6</b>	<b>99</b>	<b>TOTAL</b>	<b>689</b>	<b>627</b>	<b>62</b>	<b>91</b>	<b>TOTAL</b>	<b>513</b>	<b>287</b>	<b>226</b>	<b>56</b>	<b>TOTAL</b>	<b>335</b>	<b>331</b>	<b>4</b>	<b>99</b>	<b>TOTAL</b>	<b>205</b>	<b>205</b>	<b>0</b>	<b>100</b>	

<b>COMP.HARDWARE</b>				
	A	P	F	%
NEL	22	22	0	100

DATE:11.01.2019

  
**CONTROLLER OF EXAMINATIONS**  
 Controller of Examinations  
 Andhra Loyola College (Autonomous)  
 VIJAYAWADA-520 008.



**ANDHRA LOYOLA COLLEGE (AUTONOMOUS) ::VIJAYAWADA-520 008**  
**ANALYSIS OF THE RESULTS C. IV - SEMESTER END EXAMINATIONS - MARCH / APRIL - 2019**  
**CLASS WISE & SUBJECT WISE - REGULAR BATCH - (2017 - 2020)**



	ENGLISH			TELUGU			HINDI			SANSKRIT			CLASS	HISTORY			POLITICS			ECONOMICS			ENGLISH LIT.			SPL.TELUGU									
	87%			93%			81%			61%				83%			100%			98%			100%			92%									
	A	P	F	A	P	F	A	P	F	A	P	F		A	P	F	A	P	F	A	P	F	A	P	F	A	P	F	A	P	F				
NEH	15	14	1	11	11	0	3	3	0	1	0	1	NEH	15	12	3	15	15	0	15	15	0													
NGH	23	23	0	12	12	0	8	8	0	3	2	1	NGH	23	22	1	23	23	0				23	23	0										
NET	13	12	1	13	13	0			0			0	NET	13	8	5				13	13	0				13	12	1							
													NEM							15	14	1													
NPH	21	21	0	9	9	0	8	5	3	4	2	2	NPH	21	18	3	21	21	0	21	21	0													
														72	60	12	59	59	0	64	63	1	23	23	0	13	12	1							
														MATHEMATICS			PHYSICS			CHEMISTRY			STATISTICS			COMP. SCIENCE			PHAR.CHEM						
														84%			98%			94%			89%			86%			100%						
NEM	15	10	5										NEM	13	8	5							15	14	1										
VCS	51	47	4										NCS	50	37	13							51	48	3	51	50	1							
NPC	53	41	12										NPC	53	52	1	53	51	2							53	48	5							
VSC	59	55	4	32	28	4	13	11	2	15	11	4	NSC	61	56	5							60	56	4	61	55	6							
VMP	29	24	5										NMP	29	15	14				29	26	3			0	29	21	8	29	29	0				
VML	51	44	7										NML	51	42	9	51	50	1							51	46	5							
VMC	59	44	15	28	26	2	16	15	1	16	12	4	NMC	58	50	8									60	47	13	60	47	13	29	29	0		
VCM	43	34	9	0	0	0	0	0	0	0	0	0	NCM	43	42	1	43	43	0							43	35	8			ELEC.TECH.- V (MIC)	ELEC.TECH.- VI (SLA)			
VC	52	46	6	0	0	0	0	0	0	0	0	0	NC	51	41	10	53	53	0	53	52	1													
NCP	52	46	6	27	27	0	14	13	1	11	8	3	NCP	52	48	4	52	50	2							52	48	4			95%	97%			
NM	38	26	12										NM	38	33	5	39	37	2	39	37	2													
NP	59	56	3										NP	59	50	9	58	57	1	59	56	3													
NEL	20	15	5										NEL	21	16	5											21	14	7	21	21	0	21	20	1
NEC	42	36	6										NEC	39	28	11											42	37	5	42	39	3	42	41	1
														618	518	100	349	341	8				237	211	26	412	355	57	63	60	3	63	61	2	
														BOTANY			ZOOLOGY						MICROBIOLOGY			BIO-TECHN.			FOOD.TECH-VII			FOOD.TECH-VIII			
														80%			95%						89%			100%			100%			100%			
NB	52	52	0										NB	52	44	8	52	49	3	52	51	1													
NZ	45	45	0										NZ	46	34	12	45	43	2	44	42	2													
NMB	55	55	0										NMB							55	46	9	54	48	6	55	55	0							
NFC	37	35	2										NFC							37	37	0	37	33	4				37	37	0	36	36	0	
VVC	46	44	2	23	17	6	16	6	10	6	1	5																							
NPV														98	78	20	97	92	5	368	347	21	91	81	10	55	55	0	37	37	0	36	36	0	
														ASO			B.LAW			TAX			EWD			PROG C ++			EVENT.MNGT						
														96%			95%			97%			95%			94%			100%						
NO	70	56	14	45	42	3	17	15	2	8	3	5	NO	70	67	3	70	67	3	70	66	4	70	67	3										
VOC	53	49	4	28	27	1	12	11	1	13	8	5	NOC	53	51	2	52	51	1	53	53	0				54	51	3							
VOP	15	7	8										NOP	15	15	0	15	12	3	15	15	0	15	14	1				15	15	0				
NBA	64	44	20																																
	1132	981	151	228	212	16	107	87	20	77	47	30		138	133	5	137	130	7	138	134	4	85	81	4	54	51	3	15	15	0				






**ANDHRA LOYOLA COLLEGE (AUTONOMOUS) ::VIJAYAWADA-520008**  
**ANALYSIS OF THE RESULTS OF V SEMESETER END EXAMINATIONS - OCTOBER / NOVEMBER -2018**  
**CLASSWISE & SUBJECTWISE - REGULAR BATCH - (2016 -2019) (AFTER RE-VALUATION)**



CLASS	HISTORY-V			HISTORY-VI			POLITICS-V			POLITICS-VI			ECONOMICS-V			ECONOMICS-VI			ENG.LIT-V			ENG.LIT-VI			SPL.TEL-V			SPL.TEL-VI			GE-POI								
	76%			99%			98%			91%			97%			81%			100%			100%			88%			100%			97%								
	A	P	F	A	P	F	A	P	F	A	P	F	A	P	F	A	P	F	A	P	F	A	P	F	A	P	F	A	P	F	A	P	F	A	P	F			
DGH	21	21	0	21	21	0	21	21	0	21	20	1	20	20	0	20	16	4	21	21	0	21	21	0										21	21	0			
DEH	20	17	3	20	20	0	20	19	1	20	18	2	14	14	0	14	11	3																20	20	0			
DPH	14	9	5	14	14	0	14	14	0	14	12	2	14	14	0	14	11	3																14	14	0			
DET	17	8	9	16	15	1							19	17	2	17	11	6										17	15	2	17	17	0	16	14	2			
DEM													16	16	0	16	16	0																					
	72	55	17	71	70	1	55	54	1	55	50	5	69	67	2	67	54	13	21	21	0	21	21	0	17	15	2	17	17	0	71	69	2						
	MATHS-V			MATHS-VI			PHYSICS-V			PHYSICS-VI			COMP.SCI-V			COMP.SCI-VI			STATISTICS-V			STATISTICS-VI			DEPT.OF VIS.COMM			DEPT.OF PARAMEDICAL											
	94%			96%			98%			97%			97%			99%			96%			100%			100%			100%											
DMC	39	38	1	38	37	1							39	38	1	39	39	0	39	38	1	39	39	0	VAT.11	37	37	0				HPA	13	13	0				
DEM	16	15	1	16	14	2													16	15	1	16	16	0	AFT	37	37	0				MAF	13	13	0				
DCS	46	42	4	46	46	0							46	44	2	46	46	0	46	45	1	46	46	0	DC	37	37	0				MOB	13	13	0				
DSC	47	46	1	47	46	1							47	47	0	47	47	0	47	47	0	47	47	0	COM	37	37	0				MTP	13	13	0				
DML	50	48	2	50	48	2	50	48	2	49	47	2							50	46	4	49	49	0															
DCL	44	42	2	43	41	2	44	44	0	43	42	1	44	42	2	43	41	2	198	191	7	197	197	0				148	148	0									
DPC	47	45	2	47	44	3	47	47	0	47	47	0	47	46	1	47	46	1																					
	CHEMISTRY-V			CHEMISTRY-VI			ELE.V			ELE-VI			DEL																										
	98%			99%			100%			100.00%			98%																										
DEC	42	35	7	41	37	4							42	42	0	42	42	0													ELE.11	25	23	2					
DEL													25	25	0	25	25	0													ELE.12	25	25	0					
																															ELE.13	25	25	0					
																															ELE.14	25	25	0					
DP	49	46	3	47	46	1	48	46	2	49	47	2							49	45	4	49	48	1															
DC	42	42	0	42	42	0	43	43	0	44	43	1							43	43	0	44	43	1															
DB																			51	51	0	51	50	1															
DZ																			52	52	0	52	52	0															
DMB																			37	37	0	37	37	0															
DFC																			40	40	0	40	39	1															
	422	399	23	417	401	16	232	228	4	232	226	6	290	284	6	289	286	3	272	268	4	273	269	4	42	42	0	42	42	0									
	BOTANY-V			BOTANY-VI			MICRO BIO. -V			MICRO BIO.-VI			FOOD TECH.VII			FOOD TECH.VIII			ZOOLOGY-V			ZOOLOGY-VI			BIO.TECH-V			BIO.TECH-VI			DEPT.OF BBA								
	93%			98%			99%			100%			100%			100%			100%			100%			100%			95%			98%								
DB	51	45	6	52	51	1													51	51	0	51	51	0										TAXATION	50	50	0		
DMB							37	37	0	37	37	0													37	37	0	37	35	2				L.S.M	50	50	0		
DFC							39	38	1	40	40	0	40	40	0	40	40	0																INT.BUS	50	50	0		
DZ	52	51	1	52	51	1													52	52	0	52	52	0										BUS.LAW	50	50	0		
																																		BRAND MNGT	50	49	1		
	103	96	7	104	102	2	76	75	1	77	77	0	40	40	0	40	40	0	103	103	0	103	103	0	37	37	0	37	35	2									
<b>DEPARTMENT OF COMMERCE</b>																																							
	CMA			H R M			MSM			GST			AD.CORP A/C			GHRM			MARKET.SER			F.M			E-COMMERCE			R M			T.D			DBMS					
	98%			100%			98%			100%			94%			98%			98%			97%			89%			95%			100%			96%					
DO	60	57	3	57	57	0	60	58	2	59	59	0	17	16	1	21	21	0	20	20	0	18	18	0															
DOC	55	55	0	55	55	0	55	55	0	55	55	0													55	49	6							55	53	2			
DOP	11	11	0	11	11	0	11	11	0	11	11	0	8	7	1	3	3	0				8	8	0										3	3	0			
DBA													10	10	0	18	17	1	21	20	1	11	11	0				21	21	0				18	18	0			
	126	123	3	123	123	0	126	124	2	125	125	0	35	33	2	42	41	1	41	40	1	37	37	0	55	49	6	42	40	2	21	21	0	55	53	2			

  
 (Fr.Dr.BUJJI BABU, SJ)  
 Controller of Examinations  
 Andhra Loyola College (Autonomous)  
 VIJAYAWADA-520 008

ANDHRA LOYOLA COLLEGE (AUTONOMOUS) :: VIJAYAWADA-520 008. ANALYSIS OF THE RESULTS OF VI SEMESTER END EXAMINATIONS - APRIL -2019																																											
CLASSWISE & SUBJECTWISE - REGULAR BATCH - 2016 -2019																																											
CLASS	HISTORY-VII			POLITICS-VII			HISTORY-VIII C			HISTORY-VIII C2			HISTORY-VIII C3			ECONOMICS-VII			ECO-VIII C1			ECO-VIII C2			ECO-VIII C3			GEE-INS.MNGT			SPL.TEL-VII			DBBA									
	99%			100%			100%			95%			95%			100%			100%			100%			98%			100%			94%			99%									
	A	P	F	A	P	F	A	P	F	A	P	F	A	P	F	A	P	F	A	P	F	A	P	F	A	P	F	A	P	F	A	P	F	A	P	F	%						
DEH	20	20	0	20	20	0	10	10	0	10	9	1	10	10	0	20	20	0	10	10	0	10	10	0	10	10	0	10	10	0	20	20	0				Sales & Distribution Mangt.	51	51	0	100		
DET	16	16	0				2	2	0	2	1	1	2	2	0	16	16	0	14	14	0	14	14	0	14	14	0	14	13	1	16	16	0	16	15	1	Business Strategy	51	51	0	100		
DPH	14	14	0	14	14	0	6	6	0	6	6	0	6	6	0	14	14	0	8	8	0	8	8	0	8	8	0	8	8	0	14	14	0	16	15	1	Project Evaluation & Managt.	51	51	0	100		
DEM																15	15	0	12	12	0	12	12	0	12	12	0							ENG.LIT-VII	51	49	2	96					
DGH	21	20	1	21	21	0	21	21	0	21	21	0	21	19	2																21	21	0	21	20	1	Medium & Small Enterprises Management	51	51	0	100		
	71	70	1	55	55	0	39	39	0	39	37	2	39	37	2	65	65	0	44	44	0	44	44	0	44	44	0	44	43	1	71	71	0	21	20	1				255	253	2	99
	MATHS-VII			MATHS-VIII C1			MATHS-VIII C2			MATHS-VIII C3			PHYSICS-VII			PHYSICS-VIII C1			PHYSICS-VIII C2			PHYSICS-VIII C3			STATISTICS-VII			STAT-VIII C1			STAT-VIII C2			STAT-VIII C3									
	94%			99%			98%			90%			97%			97%			97%			88%			98%			100%			100%			100%									
DEM	16	13	3																									16	16	0	4	4	0	4	4	0	4	4	0				
DCS	46	42	4	6	6	0	6	6	0	6	6	0																46	45	1	18	18	0	18	18	0	18	18	0				
DMC	38	37	1	22	22	0	22	22	0	22	20	2																38	38	0	8	8	0	8	8	0	8	8	0				
DSC	47	44	3	24	23	1	24	24	0	24	22	2																47	47	0	15	15	0	15	15	0	15	15	0				
DML	50	42	8	15	15	0	15	15	0	15	14	1	50	47	3	18	16	2	18	16	2	18	13	5				50	48	2	17	17	0	17	17	0	17	17	0				
DPC	47	47	0	14	14	0	14	13	1	14	13	1	47	46	1	9	9	0	9	9	0	9	8	1																			
DP	47	42	5	10	10	0	10	10	0	10	10	0	47	46	1	19	19	0	19	19	0	19	18	1																			
DC	43	42	1	7	7	0	7	7	0	7	5	2	43	43	0	10	10	0	10	10	0	10	10	0																			
DGP	44	44	0	14	14	0	14	13	1	14	11	3	44	42	2	3	3	0	3	3	0	3	3	0																			
DEC	42	41	1	3	3	0	3	3	0	3	2	1																197	194	3	62	62	0	62	62	0	62	62	0				
	420	394	26	115	114	1	115	113	2	115	103	12	231	224	7	59	57	2	59	57	2	59	52	7																			
	CHEMISTRY-VII			CHEMI-VIII C1			CHEMI-VIII C2			CHEMI-VIII C3			FOOD TECH.IX			FOOD TECH.X			MICRO BIOLOGY-VII																								
	96%			97%			91%			100%			100%			100%			100%																								
DP	47	47	0	18	18	0	18	16	2	18	18	0																															
DC	42	42	0	26	24	2	26	26	0	26	26	0																															
DB	52	51	1	26	26	0	26	22	4	26	26	0																															
DZ	52	48	4	16	15	1	16	14	2	16	16	0																															
DMB	37	35	2	5	5	0	5	5	0	5	5	0							37	37	0																						
DFC	40	37	3										40	40	0	40	40	0	40	40	0																						
	270	260	10	91	88	3	91	83	8	91	91	0	40	40	0	40	40	0	40	40	0	77	77	0							264	264	0	91	57	34	91	90	1	92	91	1	
	ELE. VII			ELE. C1			ELE. C2			ELE. C3			VIS.COMM-IX			VIS.COMM-X			VIS.COMM-XI			ELECTRONICS-XI																					
	95%			97%			92%			97%			100%			100%			100%			100%																					
DEC	42	40	2	37	36	1	37	34	3	37	36	1				Corporate Communication	Film Genres	Interactive Design	INTERNSHIP																								
DVC																37	37	0	37	37	0	37	37	0																			
DEL																									25	25	0																
	42	40	2	37	36	1	37	34	3	37	36	1	37	37	0	37	37	0	37	37	0	37	37	0	25	25	0																
	BOTANY-VII			BOTANY-VIII C1			BOTANY-VIII C2			BOTANY-VIII C3			ZOOLOGY-VII			ZOOLOGY-VIII C1			ZOOLOGY-VIII C2			ZOOLOGY-VIII C3			BIO.TECH-VII			BIO.TECH-VIII C1			BIO.TECH-VIII C2			BIO.TECH-VIII C3									
	100%			95%			100%			95%			99%			98%			100%			100%			97%			100%			100%			97%									
DB	52	52	0	9	9	0	9	9	0	9	9	0	52	52	0	17	17	0	17	17	0	17	17	0				37	36	1	32	32	0	32	32	0	32	31	1				
DZ	52	52	0	13	12	1	13	13	0	13	12	1	52	51	1	23	22	1	23	23	0	23	23	0																			
	104	104	0	22	21	1	22	22	0	22	21	1	104	103	1	40	39	1	40	40	0	40	40	0				37	36	1	32	32	0	32	32	0	32	31	1				
	Management Accounting			Financial Management			Commercial Geography			Auditing			Financial Services			Marketing			Talent Management			Visual Basics			Emerging Areas in Accounting			Advt. & Media Management			Industrial Relations			JAVA									
	98%			83%			98%			100%			95%			100%			100%			85%			95%			100%			98%			87%									
DO	60	59	1	59	49	10	60	60	0	60	60	0	18	18	0	20	20	0	21	21	0							18	18	0	20	20	0	21	20	1							
DOC	55	54	1	57	48	9	55	52	3	55	55	0													55	47	8										55	48	7				
DOP	11	11	0	11	9	2	11	11	0	11	11	0	8	8	0				3	3	0							8	8	0				3	3	0							
DBA													11	9	2	22	22	0	18	18	0							11	9	2	22	22	0	18	18	0							
	126	124	2	127	106	21	126	123	3	126	126	0	37	35	2	42	42	0	42	42	0	42	42	0	55	47	8	37	35	2	42	42	0	42	41	1	55	48	7				